



Travel Guide

Presented by



**UNIVERSITY
OF TWENTE.**

WELCOME



No matter where you have arrived, you will be in Enschede in no-time. This travel guide, brought to you by ESN Twente and the Kick-In Committee, covers all questions you might have. For any additional questions or if you need help figuring out your journey to Enschede, please contact us.

This guide includes information on...

- ...how to plan your journey
- ...how to purchase tickets
- ...how to pay for your ticket
- ...how to get to the train
- ...how to get from your plane to your train
- ...what to do after your arrival in Enschede

How to plan your journey

In the Netherlands, traveling by train for long distances is most recommended. Cabs are compared to other countries relatively expensive. Apart from that, taking the bus often takes a lot of time.

The easiest way to check train times is the NS Travel Planner (<https://www.ns.nl/en/travel-information>). It will show you all available trains to your desired destination, the times and how often you need to change trains. Alternatively, there are applications which provide all information about traveling by (different types of) public transport, such as OV9292 (<https://9292.nl/en>). In addition, Google Maps usually shows the most convenient routes with public transport as well.


The screenshot displays the NS Travel Planner interface. At the top, the origin is set to 'Amsterdam Airport' and the destination is 'Enschede'. The date is 'Tue 29 Jan' and the time is '17:00'. Below this, there are tabs for 'Departure' and 'Arrival'. The main content area is divided into two columns. The left column shows a list of available train journeys with their departure and arrival times, duration, and number of transfers. The right column provides a detailed view of the selected journey, including the route, platform numbers, and ticket information. The price is shown as € 24.70 for a single way, 2nd class. There is a 'Buy ticket' button and a note that an e-ticket is 1 euro cheaper than a ticket from a vending machine.

Departure	Arrival	Duration	Transfers
16:36	18:44	2:08	0
17:06	19:14	2:08	1
17:36	19:44	2:08	0
18:06	20:14	2:08	1
18:36	20:44	2:08	0
19:06	21:14	2:08	1

Selected Journey Details:

- Departure: 17:06 at Schiphol Airport (Platform 3)
- Arrival: 19:14 at Enschede (Platform 2)
- Duration: 2:08
- Transfers: 1 (Amersfoort)
- Price: € 24.70 (single way, 2nd class)

The NS Travel Planner gives you an overview of all available trains (on the left) and detailed information about each journey on the right. You can also already buy your ticket on this site.



How to purchase tickets

Train tickets can be purchased at the Tickets & Service Counters and at the NS self-service ticket machines (see picture). Alternatively, you can buy your tickets online (<https://www.ns.nl/producten/en/losse-kaartjes-toeslagen>).

Please note that it is NOT possible to purchase tickets on the train itself!

Operating the machines is very easy and English instructions are available, so you will have your ticket in just a few steps. You can choose either single use-chip cards (singles or day returns) or re-usable smart cards, so-called OV-chipcards. Make sure you use an NS ticket machine with the blue sign and the white NS logo across the top (see left machine in picture below). If you have an OV-chipcard already, you can use both machines. These machines can be found at all NS stations.

Read further for a step-for-step instruction on how to use the machines!

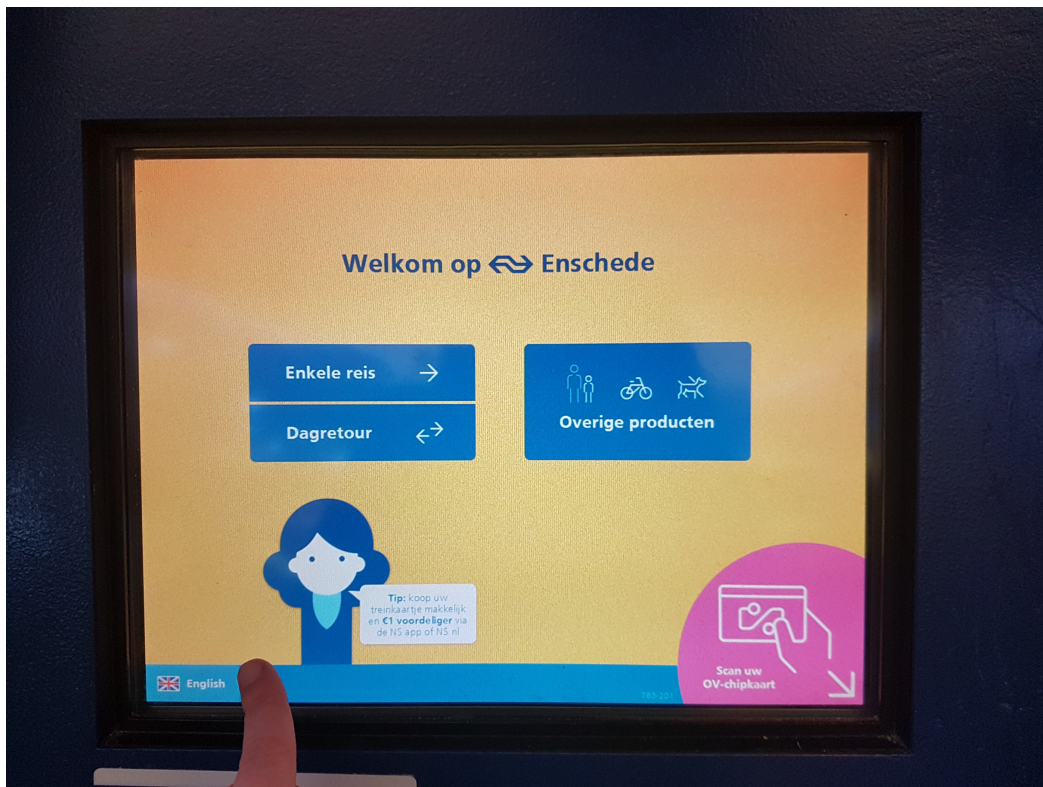


Good to know

The machines are all touch-screen. Touch the screen lightly, it is not necessary to press hard. Do not lean on the screen, as that impedes the operation.



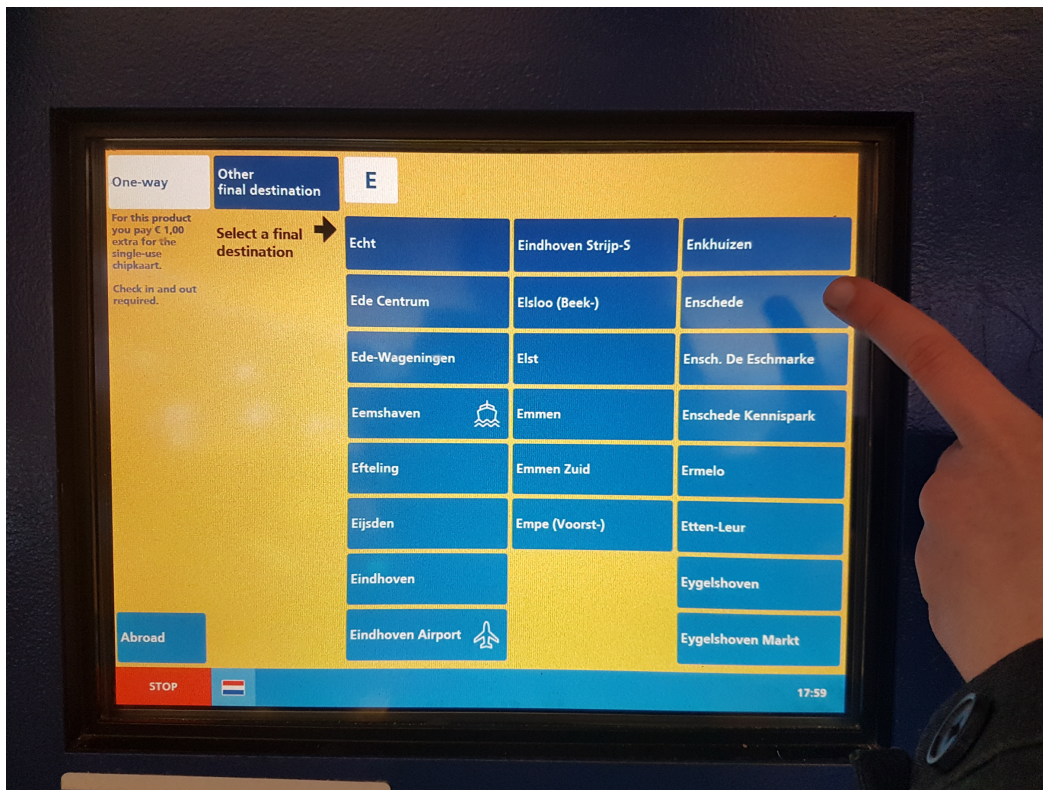
STEP 1: Choose the language



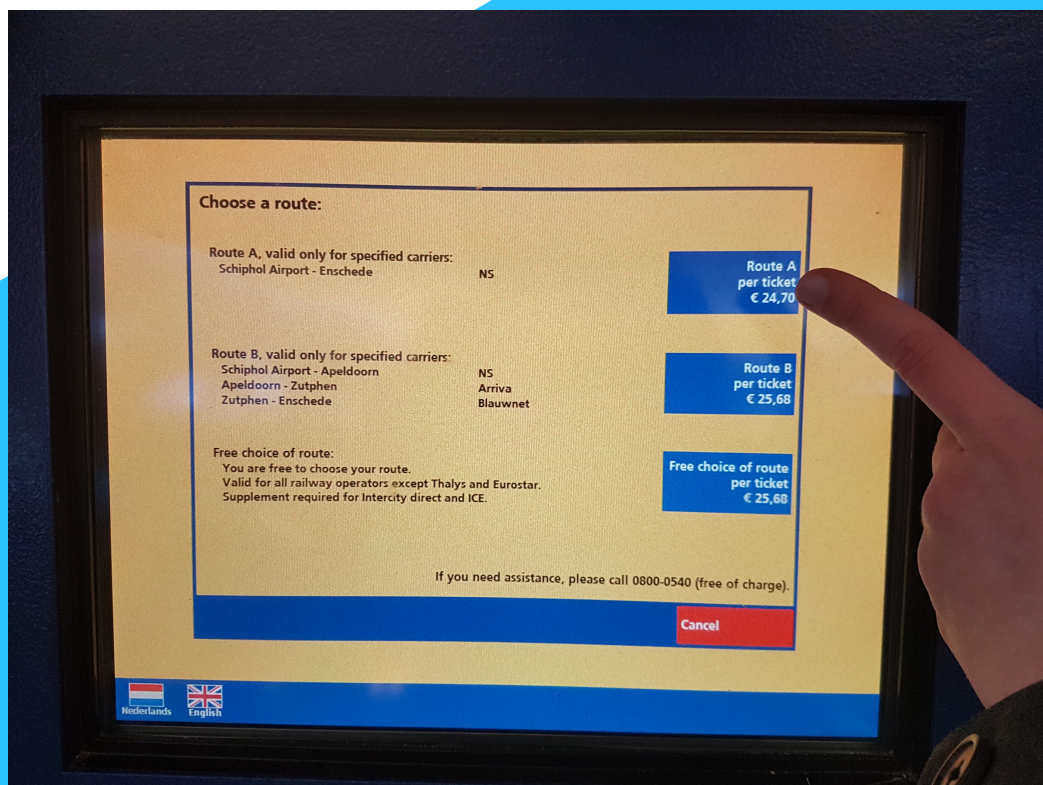
STEP 2: Choose the ticket type



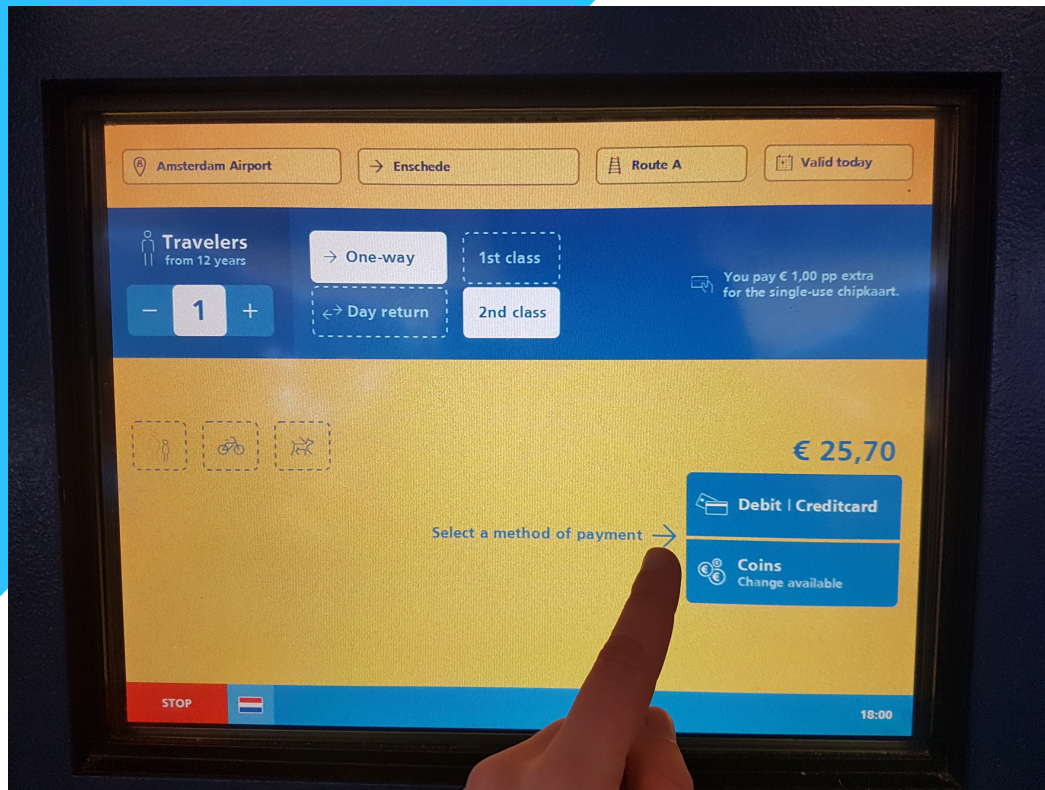
STEP 3: Type in the name of your final destination



STEP 4: Choose a carrier (Route A is the easiest)



STEP 5: Number of passengers, class and method of payment



STEP 6: Payment

NS ticket machines allow you to use foreign bank cards that have the Maestro logo, a V PAY card or a Dutch bank card. You can also pay by credit card (VISA or MasterCard) at some stations, e.g. at Schiphol Airport, Amsterdam Central Station and Railway Station Groningen. You can pay with cash at some ticket machines and the Ticket & Service Counter as well.



STEP 7: Take your ticket and you are ready to go!



This is an example of what a train ticket looks like in the Netherlands..


How to get to the train

At most Dutch train stations, you will need to check in to get to the platforms (Dutch: spoor). Have your ticket at hand and use one of the check-in gates with the green arrow, as shown in the photo below. If your ticket doesn't work on the gates, there is usually a help desk or employee of the Dutch railway companies nearby to assist you. If you want to leave a train station, you will also need to check out again, so make sure that you don't throw away your ticket just yet.



Good to know

- Most trains offer free wifi.
- Dutch trains usually have “silent compartments” where you shouldn't talk loudly or listen to music without earphones
- It is not allowed to smoke on trains.





How to get from your plane to your train

Most airports have a bus stop close-by or even have the train station included in the building and it is very easy to find them.

We have attached the maps of the biggest airports in the country, to give you a quick overview and a stress-free walk from your arrival gate to the train station or bus stop.

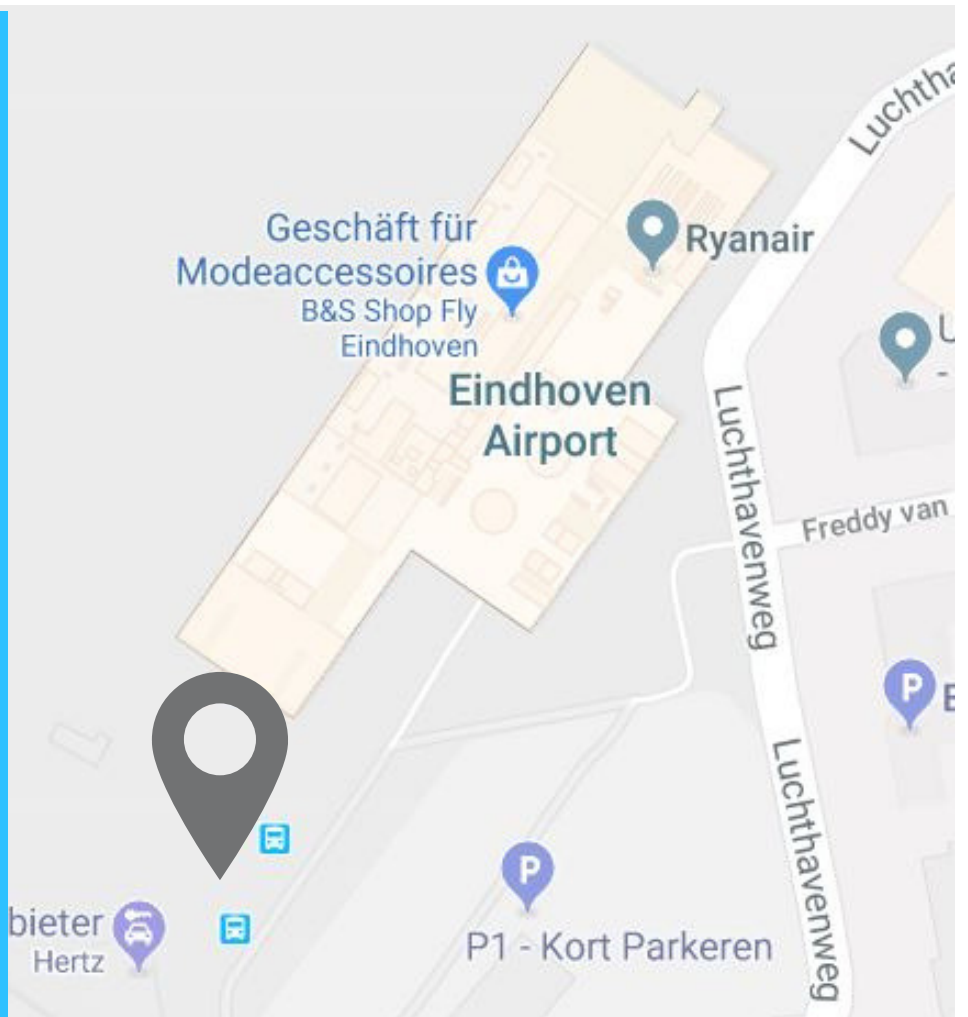
SCHIPHOL (Amsterdam Airport)

Schiphol Airport has a train station in the middle of the plaza where all the arrivals are located. There are ticket machines and help desks (open 24/7) surrounding the escalators down to the station to make sure that every traveler can get on the train quickly and stress-free. The train services to Enschede run every 30 minutes; one train with direct connection and one connection with transfer at Amersfoort station. The trip takes around 2 hours.



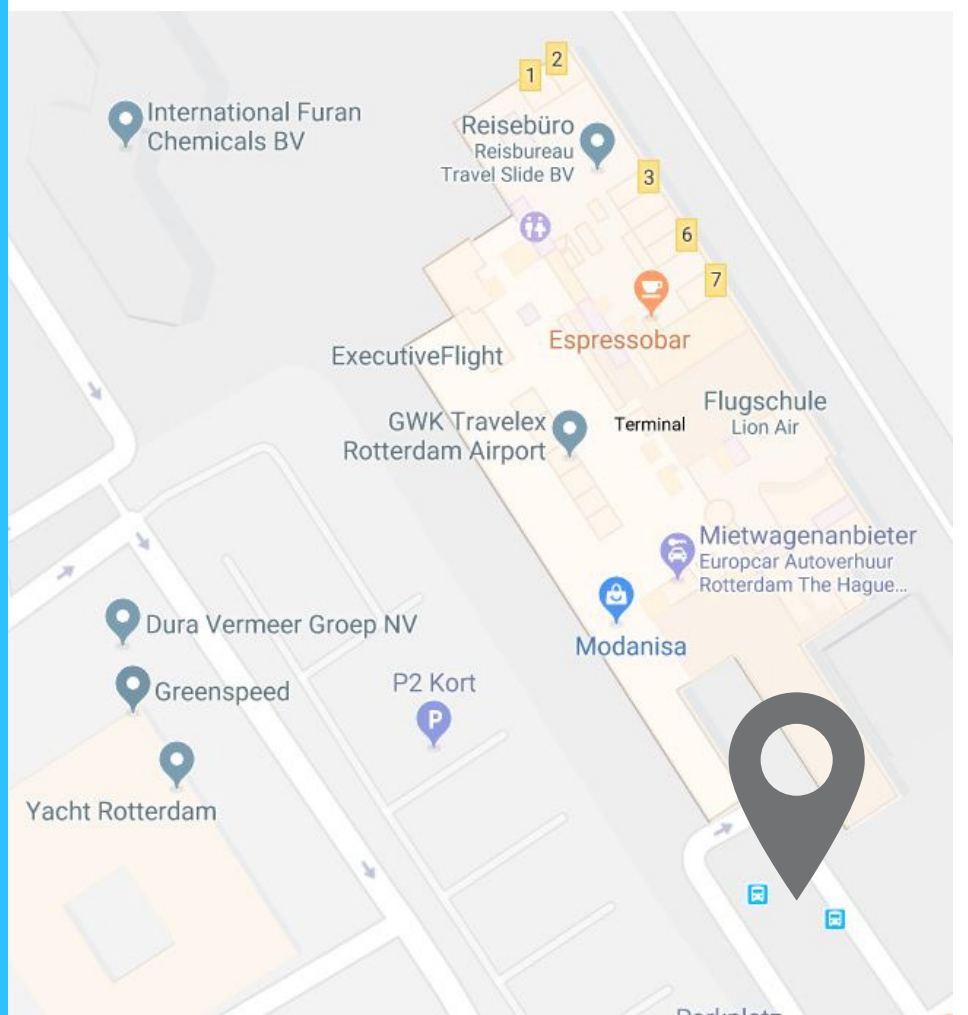
EINDHOVEN

Eindhoven Airport does not have a train station at the airport itself. Instead, you can catch either Bus 400 or 401 from just outside the terminal to the central station.



ROTTERDAM/THE HAGUE

Rotterdam/The Hague Airport also does not have a train station. You can take bus 33 instead. This bus's end stop is the central station. In the other direction is the subway station Meijersplein, where you can also catch the metro to the CS.



What to do after your arrival in Enschede

The train station of Enschede is located in the middle of the city centre. After entering the building, use the exit to your right to get to the bus stops. Bus 1, direction "Universiteit", will take you directly to the University of Twente campus (bus stop UT/Hallenweg). If you arrive in Hengelo, you can take bus 9 to campus (bus stop Kennispark/UT) or the city centre of Enschede.

Even though the bus connection is great, an alternative to travelling to the campus or anywhere else in the city is the comfort of a taxi. Conveniently, there is a taxi stand at Enschede central station, directly across from the square with the swings.

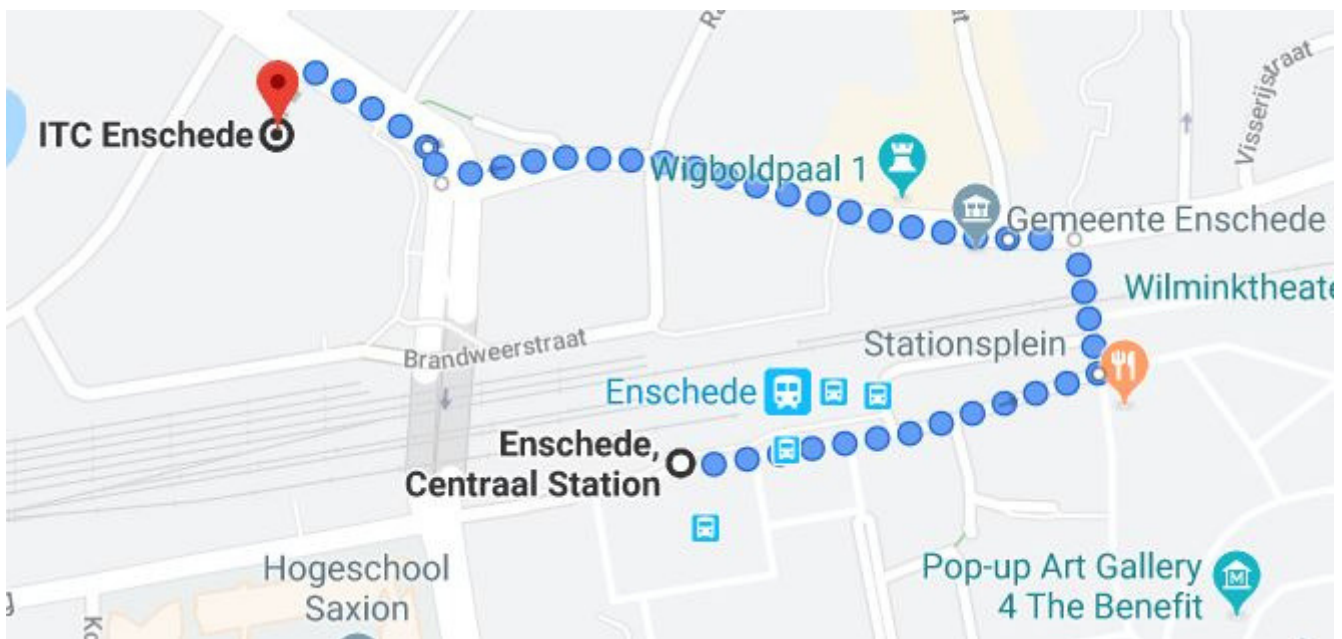
If you cannot find a taxi, try calling one of the many taxi companies in the city, for instance:

- SmartCab: T. 0031 88 460 70 90
- Taxi-053 Enschede: T. 0031 53 260 06 00
- DiTaxi: T. 0031 53 461 50 60

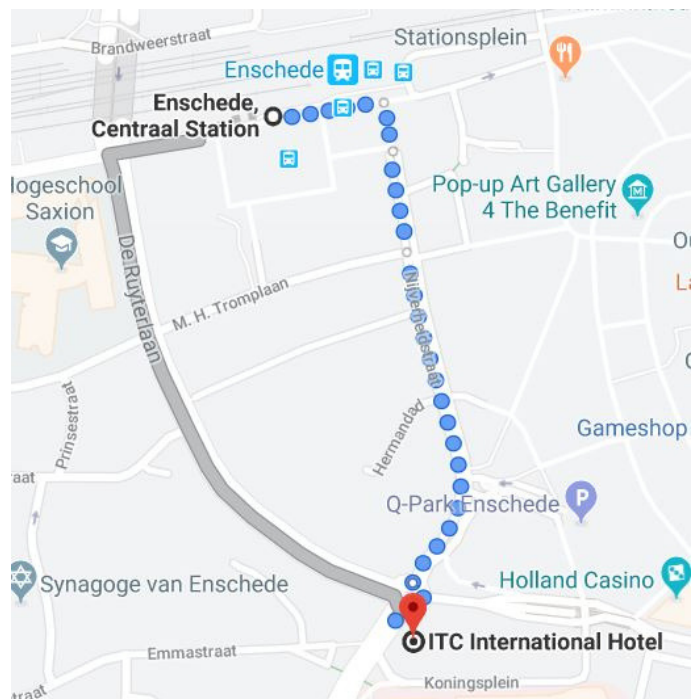


Additional information for ITC students

Different from the other faculties at the University of Twente, which are all located on campus, the Faculty of Geo-Information Science and Earth Observation has its own building in the city centre. It is quite easy to get there: from the central station and the city centre it is only a short walk. The address is Hengelosestraat 99, 7514 AE Enschede



The ITC International Hotel is also just down the road from the central station, located at Boulevard 1945 4, 7511 AE Enschede.



Welcome to Enschede

With the end of this guidebook, we want to welcome you to your new home, Enschede. We cannot wait to meet you and hope that you will have a good start of your life in our city. For any open questions or issues, feel free to contact us. See you soon!



info@kick-in.nl
+31 (0)53 489 2356
<https://www.kick-in.nl/en/>
Facebook: @KickIn.UT

info@esntwente.nl
<https://www.esntwente.nl/>
Facebook: @esn.twente